

Introduction

This brochure is an indication of some of the native plants found in the dunes of the City of Charles Sturt.

It is not an exhaustive list, but contains representative plants that fill different niches; groundcovers, climbers, small and large shrubs.

The plants selected are well adapted to their environment (low maintenance/drought tolerant) and are recommended as garden plants along the coastal strip.

This information has been adapted from Vegetation Management Plans that have been completed for the City of Charles Sturt by the Department for Environment and Heritage.

These plans are all available on Council's website <http://www.charlessturt.sa.gov.au>

For further information please contact the City of Charles Sturt NRM Officer on 8408 1111.

Acknowledgements

Special thanks to the team at the Department for Environment & Heritage for producing the Vegetation Management Plans for the City of Charles Sturt.

Special thanks also to the photographers responsible for these wonderful photos, including Simon Cordingly, Ben Moulton and Ron Sandercock.



72 Woodville Road
Woodville South Australia 5011
Telephone 8408 1111
www.charlessturt.sa.gov.au



Local Coastal Plants

Local coastal plants found in the dunes of the City of Charles Sturt.



Local Coastal Plants



Acacia cupularis
Cup Wattle

Family: LEGUMINOSAE

Description: Bushy Shrub to 2m high and 4-6m wide. Leaves are narrow to 7cm in length. Flowers deep yellow, globular.

Location in the Dune System: Grows in protected swales and hind dune areas.

Habitat & Ecology: Bird and insect attracting. Nitrogen fixing.

Uses in Landscape: Screening plant. Large garden beds. Full sun.



Acacia longifolia ssp. Sopherae
Coastal Wattle

Family: LEGUMINOSAE

Description: Large spreading shrub to 3m high and 5m wide. Leaves obovate to 10cm in length by 3-4cm wide. Flowers yellow, rod shaped.

Location in the Dune System: Grows in protected swales and hind dune areas.

Habitat & Ecology: Very good habitat species for larger mammals and birds. Nitrogen fixing.

Uses in Landscape: Screening plant. Large backdrop species. Large garden beds. Full sun.



Adriana quadripartita
Rare Bitterbrush

Family: EUPHORBIACEAE

Description: Medium spreading shrub 1-2m high by 1-2m wide. Leaves are opposite, dark green and glossy above, white beneath. Leaf margins are toothed.

Location in the Dune System: Grows in protected swales and hind dunes areas

Habitat & Ecology: Difficult to establish in dune environments.

Uses in Landscape: Low screening plant. Unique, attractive flowers. Large garden beds. Full sun to semi-shade.



Alyxia buxifolia
Sea Box

Family: APOCYNACEAE

Description: Woody medium shrub 2m high by 3m wide. Leaves paired, thick, dark green and shiny on top. Flowers in groups. Petals have a lopsided 'windmill' appearance, waxy white.

Location in the Dune System: Grows in protected swales and hind dunes areas.

Habitat & Ecology: Long lived plant, useful for revegetation projects. Seeds are dispersed by birds such as silver eyes (*Zosterops* spp.).

Uses in Landscape: Screening plant. Large garden beds. Full sun to semi shade.




Atriplex cinerea
Grey Saltbush

Family: CHENOPODIACEAE

Description: Spreading shrub to 1.5m high. Leaves are thin, grey-green with shiny scaly patches, narrow to ovate in shape. Male flowers are yellow and clustered at the ends of stems. Female flowers are green and occur along the stem.

Location in the Dune System: Tolerates foredune conditions.

Habitat & Ecology: Bird attracting
Uses in Landscape: Low screening plant. Large garden beds. Full sun to semi-shade.



Carpobrotus rossii
Native Pigface

Family: AIZOACEAE

Description: Thick fleshy ground running plant. Leaves triangular in cross section. Flowers have hundreds of pink 'petals' that are white at the base.

Location in the Dune System: Highly adaptable plant that will grow in most areas.

Habitat & Ecology: Fruits are edible. Flowers provide nectar for a range of insects. Soil stabiliser.

Uses in Landscape: Attractive ground-cover. Small to large gardens. Full sun.



Dianella brevicaulis
Short-stem Flax-lily

Family: LILIACEAE

Description: Small clumping plant to shin high. Leaves blue green, stiff and strap like. Flowers occur on wiry branched stalks within foliage line. Flowers Blue.

Location in the Dune System: Grows in protected swales and hind dune areas.

Habitat & Ecology: Edible fruits.

Uses in Landscape: Attractive for borders, mass planting, small groups, pots, indoor, small to large gardens. Full sun to shade.



Disphyma crassifolium var. Clavellatum
Round-leaf Pigface

Family: AIZOACEAE

Description: Fleshy ground hugging plant. Leaves round in cross-section. Flowers bright pink.

Location in the Dune System: Prefers heavier soils.

Habitat & Ecology: Fruits are edible.

Uses in Landscape: Attractive small groundcover that is also affective in pots, hanging baskets and small to large gardens. Full sun.



Enchylaena tomentosa
Ruby Saltbush

Family: CHENOPODIACEAE

Description: Low shrub to 1m high by 1.5m wide. Leaves blue-green, small, fleshy and cylindrical. Flowers are insignificant. Fruit is fleshy and berry like. Berries predominantly yellow to red.

Location in the Dune System: Grows in protected swales and hind dune areas.

Habitat & Ecology: Attracts Birds, lizards and Insects, edible fruit.

Uses in Landscape: Ground cover, small shrub, full sun to semi shade.





Helichrysum leucopsidium
Satin Everlasting

Family: COMPOSITAE
Description: Erect perennial herb, 15 - 50cm high. Stems are purple brown, smooth and wiry. Leaves woolly with a white underside. Flowers are white, 25-35mm in diameter.
Location in the Dune System: Grows in protected swales and rear dunes where moisture levels are higher and where there is greater protection from the wind and salt.

Habitat & Ecology: Seeds are eaten by ants and other insects. Flowers are insect pollinated.

Uses in Landscape: Can be used in low drifts and small gardens.



Lotus australis - Australian Trefoil

Family: LEGUMINOSAE
Description: Perennial herb to 30cm. Rosy pink to white pea-like flowers occur in clusters of 3-8 on stalks longer than the leaves with three leaflets just under the flowers. Seed pods terete in shape 50mm long by 4mm wide. Seed round in shape 2mm in size, dark brown in colour, up to 15 seeds per pod.

Location in the Dune System: Found in protected swales and hind dune areas
Habitat & Ecology: Attracts birds and insects

Uses in Landscape: One of the more colourful local plants. Useful for small garden, pots and hanging baskets. Full sun to semi shade.



Pimelea serpyllifolia ssp
Serpyllifolia - Thyme Riceflower

Family: THYMELAEACEAE
Description: Erect shrub to 1.5 m tall, in exposed environments its form is stunted or prostrate. Stem leaves 1.5cm long, 2-4mm wide. Flowers 4mm long with four green-yellow petals fused into a short tube. Flowers grouped in small clusters.

Location in the Dune System: Grows in protected swales and hind dune areas

Habitat & Ecology: Insects and butterflies frequent this species

Uses in Landscape: Useful small, hardy shrub in any garden. Rounded form.



Isolepis nodosa
Knobby Club Rush

Family: CYPERACEAE
Description: Perennial rush growing up to 1.5m high. Leaves are reed-like and cylindrical, Dark green with a sharp tip. Fruiting head is a spiky ball below the tip of the leaf

Location in the Dune System: grows throughout the dunes to the rear of the foredune. Prefers the moist environment of swales

Habitat & Ecology: Very important for Sand stability

Uses in Landscape: Useful accent plant, group planting, pots birdbaths, Full-sun, to semi shade.



Melaleuca lanceolata
Dryland Tea-tree

Family: MYRTACEAE
Description: Dryland Tea tree is influenced by local conditions; in coastal areas it is a densely foliaged shrub. Leaves are dark green, small, 0.5-1cm long. Lance shaped and oppositely arranged up the stem, Rough Bark. Attractive creams to white "bottle brush" flowers occur along the stem.

Location in the Dune System: Grows in the rear dunes where conditions are more stable and protected

Habitat & Ecology: Bird attracting
Uses in Landscape: large Gardens, Structural plant. Large screening.



Rhagodia candolleana ssp
Candolleana - Sea berry Salt bush

Family: CHENOPODIACEAE
Description: Sprawling shrub approximately 1m high to several metres wide. Leaves alternate, dull green with white underside. Fruits are pale green ripening through to deep red in late summer to autumn.

Location in the Dune System: Grows in protected swales and hind dune areas

Habitat & Ecology: Fauna attracting

Uses in Landscape: Sprawling groundcover for medium to large gardens. Full - sun to Semi - shade



Kennedia prostrata
Running postman

Family: LEGUMINOSA
Description: Ground hugging perennial with runners extending up to 2m. Flowers prominent red peas 2-2.5cm long with a striking yellow centre occurring in late spring. Fruit is an oblong ovoid leathery pod growing up to 4cm long.

Habitat & Ecology: Important food source for fauna.

Uses in Landscape: Attractive ground-cover can be used in small to large garden pots. Prefers light shade.



Muehlenbeckia gunnii
Coastal climbing lignum

Family: POLYGONACEAE
Description: Climbing plant twining onto nearby shrubs or trees. Leaves round to egg shaped with crisped edge. Flowers small, waxy, yellow green, five petals, to about 5 cm diameter. Fruit is yellow with a black nut.

Location in the Dune System: Found in protected swales and hind dune areas

Habitat & Ecology: the fruit is a source of food for lizards and birds. It's scrambling nature over other plants provides valuable habitat.

Uses in Landscape: Twiner, pots, full sun to semi-shade.



Scaevola crassifolia
Cushion Fanflower

Family: GOODENIACEAE
Description: Spreading robust shrub up to 1.5m high by 2m wide. Leaves broadly ovate to orbicular with slightly serrated edges and up to 4cm long by 1cm wide. Flowers are bright blue, fan shaped. Fruit globose to 3mm.

Location in the Dune System: rows in protected swales and hind dune areas

Habitat & Ecology: Habitat provider

Uses in Landscape: Large groundcover or sprawling shrub, attractive flowers, Full sun



Kunzea pomifera
Muntries

Family: MYRTACEAE
Description: Prostrate shrub with spreading branches over several meters. Leaves are Bright green, thick, to 5cm long Flowers are white, fluffy and borne in terminal clusters. Fruit is a purple berry approximately 1cm in size.

Location in the Dune System: Found in protected swales and hind dune areas

Habitat & Ecology: Fruits are edible. Fruits attract birds and lizards, small insects and ants.

Uses in Landscape: Groundcover, Pots, Hanging Baskets, Full sun to semi-shade.



Myoporum insulare
Common Boobialla

Family: MYOPORACEAE
Description: Large shrub to small tree up to 5m. Leaves thick and fleshy to 7cm, light green. Flowers have five petals and are white with purple spots. Fruit is succulent, ripening to a bluish purple at maturity.

Location in the Dune System: Found in protected swales and hind dune areas

Habitat & Ecology: Bird attracting

Uses in Landscape: Large shrub to small tree, screening plant. Full sun.




Senecio pinnatifolius
Variable Groundsel

Family: COMPOSITAE
Description: Branched herb to 80cm high and 75cm wide. Leaves are bright green divided into lobes and usually fleshy (sometimes almost flat). Bright yellow, composite flowers (daisy)

Location in the Dune System: Grows in protected swales and hind dune areas

Habitat & Ecology: Pioneer plant which readily germinates in dunes

Uses in Landscape: One of the more colourful native plants, Useful in small garden pots, plant in drifts, Full - sun, to semi - shade



Lepidosperma gladiatum
Coastal Sword Sedge

Family: CYPERACEAE
Description: Stems are rigid, up to 1m high by 2cm wide, with shard edges. Spikelet, pale brown to 15cm long. Seed is located within an ovate shaped nut, 2mm long by 1mm wide brown

Location in the Dune System: Grows in protected swales and in hind dune areas

Uses in Landscape: Good accent plant. Foliage contrast, Borders, Pots



Nitraria billardiieri
Nitre Bush

Family: ZYGOPHYLLACEAE
Description: Medium to large, dense, spreading shrub up to 3m high. Sometimes spiny, leaves flat, glaucous and partially succulent. Flowers, white with five petals, up to 4mm in length. Fruits are a drupe 1.5cm in diameter. Green , ripening through to red or purple. Seed (endocarp) is a hard woody tip 5-7mm in length, pale brown in colour, surface pitted, pale lemon like seeds within

Location in the Dune System: Found in protected swales and hind dune areas

Habitat & Ecology: Edible fruit, bird attracting.

Uses in Landscape: large gardens, Full sun



Spinifex hirsutus
Rolling Spinifex

Family: POACEAE
Description: Creeping plant with stout stems. Leaves are hairy. Leaf Sheaths swollen at the base

Location in the Dune System: Grows along the foredune and occasionally, to the rear dune

Habitat & Ecology: Primary dune forming plant and sand binder. Will tolerate mobile sand

Uses in Landscape: Groundcover in coastal gardens. Full sun. Can become straggly and unruly



Leucophyta brownii
Coastal Cushion Bush

Family: COMPOSITAE
Description: A compact, rounded shrub to 1m high and wide. Branches are silver-grey and mesh-like. Flowers are compact, globular, pale yellow balls of florets 1-1.5mm across. Seed (achenes) 1-2mm long and attached to the pappus. With numerous bristles at the base

Habitat & Ecology: Important habitat plant for insects and small skinks

Uses in Landscape: The structural form makes it popular in garden settings.




Olearia axillaris - Coastal Daisy-Bush

Family: COMPOSITAE
Description: Medium shrub to 3m, Leaves dark-green or bluish above, white underneath. Flowers daisy - like, crowded along stems in the axis, whitish to dull.

Location in the Dune System: Grows in protected swales and hind dune areas. Grows from the rear of the foredune to the hind dunes.

Habitat & Ecology: A primary coloniser and key habitat plant in the dune environment. Seed is eaten by several bird and insect species.

Uses in Landscape: Rounded shrub will cope with clipping. Medium to large gardens. Screen plant, foliage contrast, Full sun to semi - shade.



Tetragonia implexicoma
Bower Spinach

Family: AIZOACEAE
Description: Large scrambling plant, climbing onto nearby shrubs. Leaves large, fleshy and thick. Flowers are small, to about 1cm, white, with four petals. Fruit is a red to black berry

Location in the Dune System: Grows in protected swales and hind dune areas

Habitat & Ecology: Food source for lizards and birds, Provides valuable habitat for fauna.

Uses in Landscape: Groundcover or scrambling plant



Leucopogon parviflorus
Coast Beard-heath

Family: EPACRIDACEAE
Description: Densely foliaged, upright shrub to 2m high and 5m wide, leaves, thick, oblong, 3cm long and tapering to a pointed tip. Clusters of white flowers are arranged in spikes at end of branches. Fruit is round and less than 1cm across. Fruit is initially green changing to bright white upon maturity.

Location in the Dune System: Grows in protected swales and hind dune areas

Habitat & Ecology: Edible fruit, Attracts a range of flora and fauna

Uses in Landscape: Medium shrub, Screen, bird attracting full sun, hardy.



Pelargonium australe
Native Pelargonium

Family: GERANIANACEAE
Description: Perennial herb to 50cm high. Stems and leaves have a velvety texture. Leaves are ovate, growing to 9cm in length. Leaf edges wrinkled, Flowers pale pink with purple stripes.

Location in the Dune System: Grows in protected swales and hind dune areas

Habitat & Ecology: Bird and insect attracting

Uses in Landscape: One of the more colourful local plants, Useful in small gardens and pots. Full - sun to semi - shade.



Threlkeldia diffusa
Coast Bonefruit

Family: CHENOPODIACEAE
Description: Small shrub to 20cm high, Leaves club shaped, Fleshy, often with a purple tinge. Flowers are insignificant. Fruit is fleshy, oval reddish or purple berry with a hard bone centre

Location in the Dune System: Grows in protected swales and hind dune areas

Habitat & Ecology: Food source for lizards, birds and insect species.

Uses in Landscape: Small groundcover. Full - sun.

